


2018 How to register and install LAUNCH ICARSCAN software ?

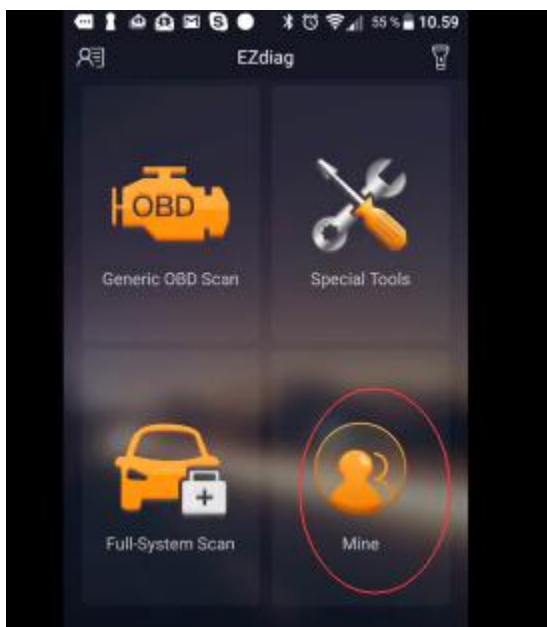
2018 New Version ICARSCAN is available now! Here's the instruction on how to install ICARSCAN software.



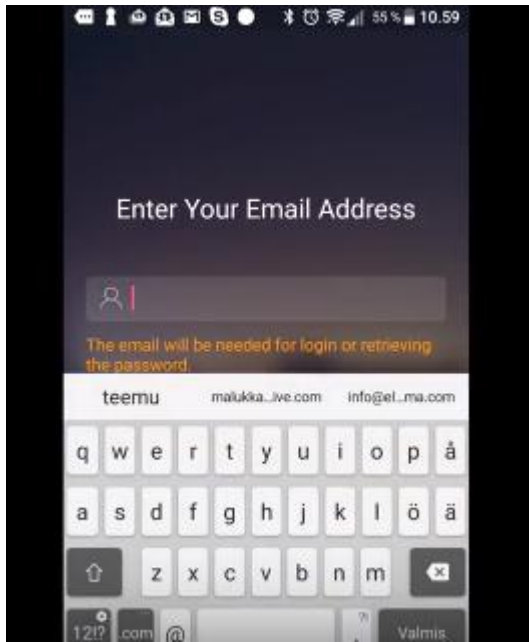
Step 1 : Scan the QR code behind the ICARSCAN package and download the "EZDIAG" APP



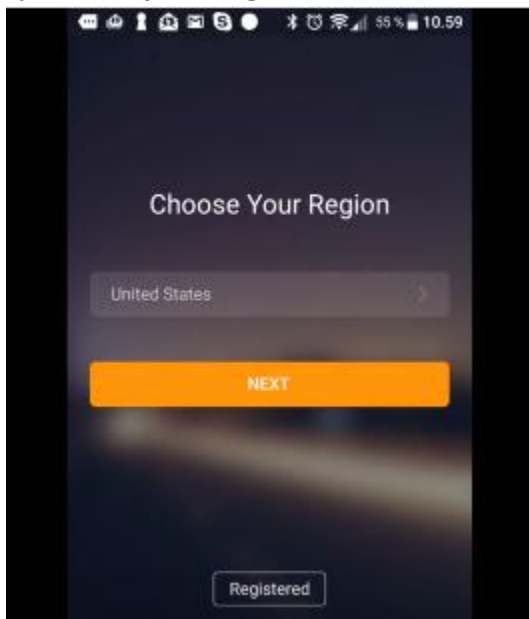
Step 2: Go to the "EZ diag" APP , check " Mine" to register your ICARSCAN account



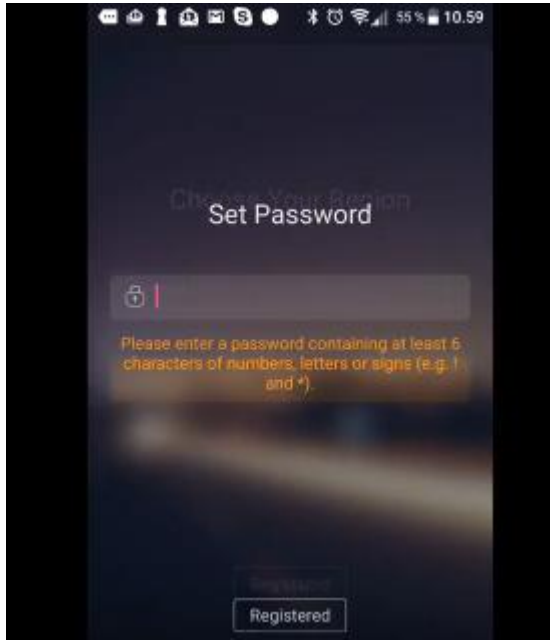
1) Enter your email address



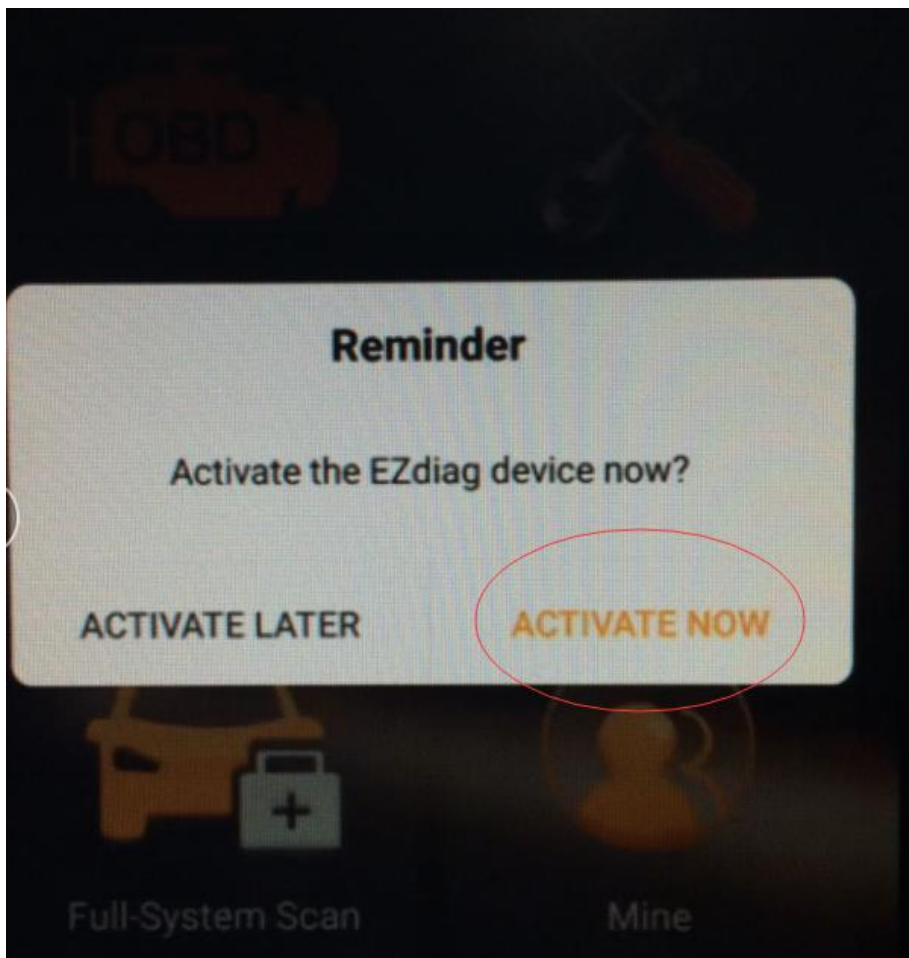
2) Choose your region

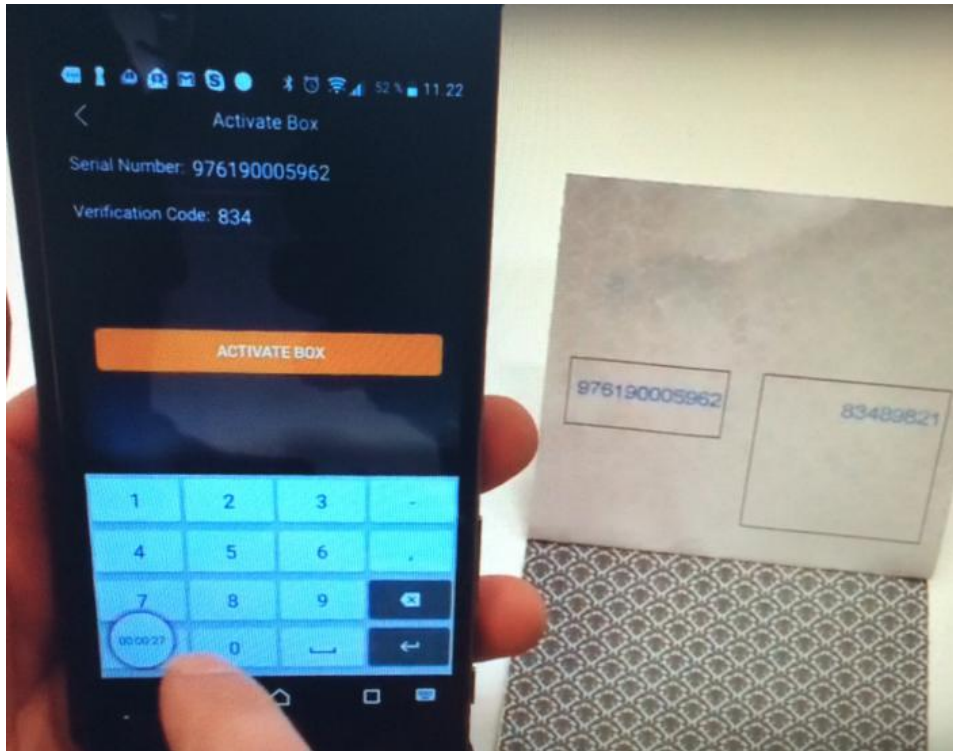


3) Set password

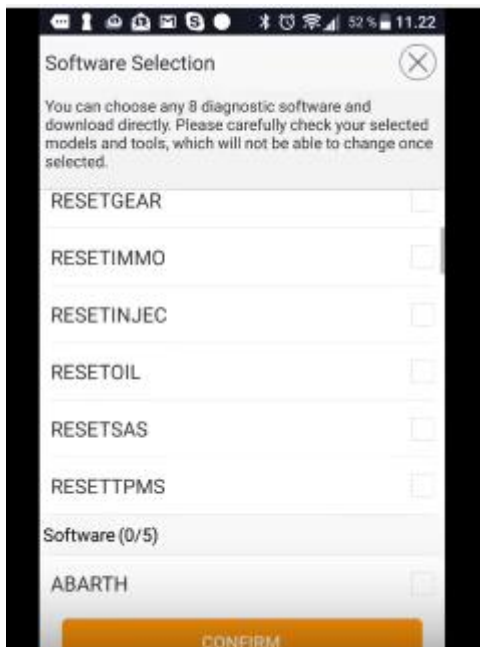


Step 3: Activate the EZdiag device. Enter the serial number and Verification Code. Check " Activate Box".





Step 4: Software Selection. You can choice any 10 diagnostic software or special functions. Please pay attention that you have to select 10 software in 1 time.



Here is the [ICARSCAN](#) support vehicle list and Special function List:

1. Car Software Brand List:

America car List:

USAFORD, Chrysler, GM.

European Car List:

ABARTH, BENTLEY, BENZ, BMW, BUGATTI, CITROEN, FERRARI, FIAT, JAGUAR, LANCIA, LANDROVER, MASERATI, MAYBACH, MINI, OPEL, PEUGEOT, PORSCHE, RENAULT, ROLLSROYCE, ROMEO, ROVER, SAAB, SEAT, SKODA, SMART, SPRINTER, VOLVO, VW, AUDI

Asia Car List:

ACURA, DAEWOO, DAIHATSU, HOLDEN, HONDA, HYUNDAI, INFINITI, ISUZU, KIA, LEXUS, LUXGEN, MAZDA, MITSUBISHI, NISSAN, PROTON, SSANGYONG, SUBARU, SUZUKI, TOYOTA

China Car List:

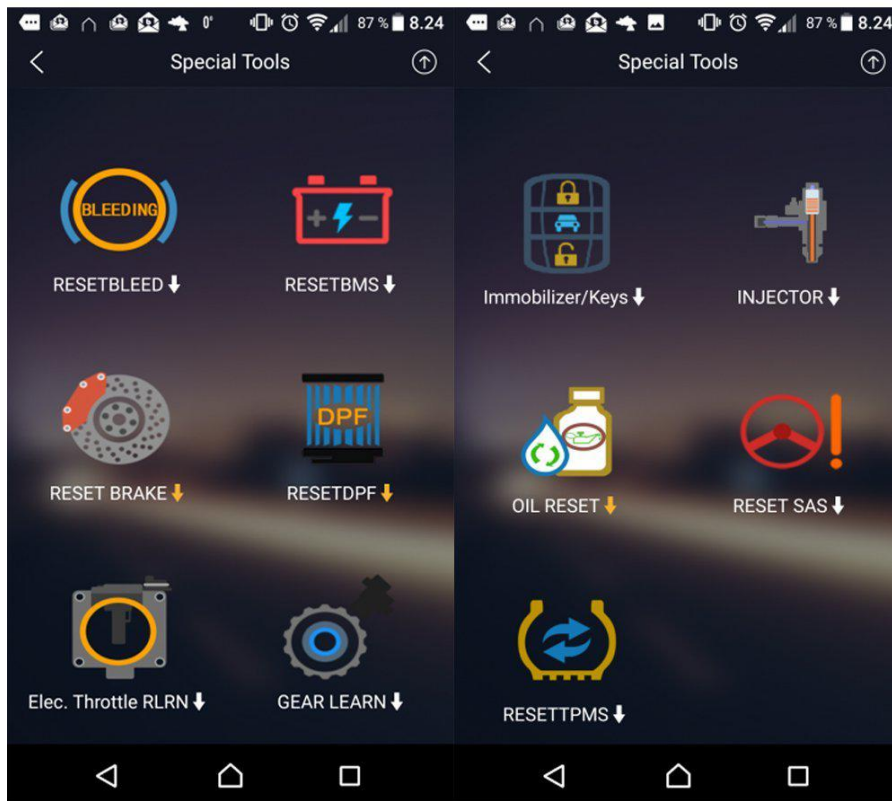
QIRUI_TY, FLYER, HAOQING, CHANGCHENG, TRUMPCHI

Car Software List:

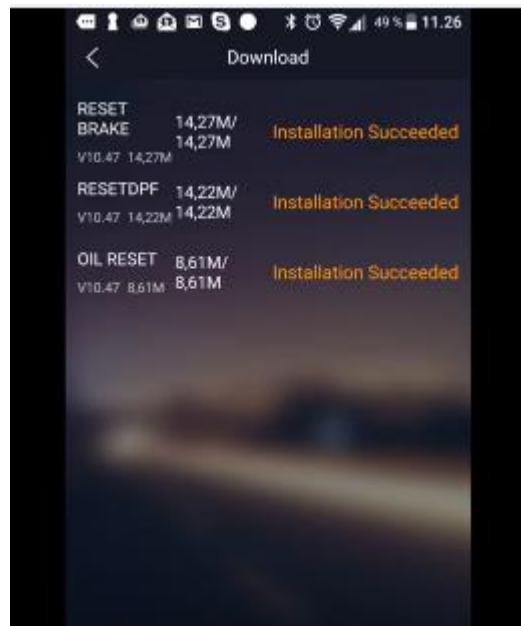
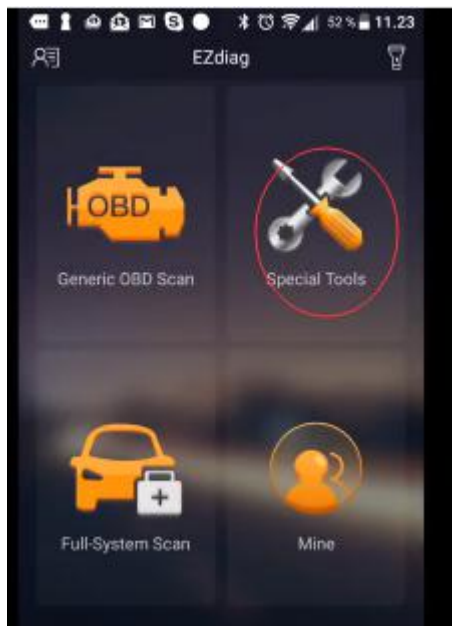
MAZDA	CHANGCHENG	VW
HONDA	SAAB	TOYOTA
BMW	PEUGEOT	PORSCHE
DAIHATSU	FLYER	Maybach
SUBARU	ROMEO	FERRARI
SMART	BENZ	CITROEN
QIRUI_TY	JAGUAR	MITSUBISHI
GeeLy	LANCIA	PROTON
SUZUKI	SSANGYONG	LUXGEN
LANDROVER	DAEWOO	SPRINTER
FIAT	Bentley	MASERATI
MINI	Bugatti	CHRYSLER
HYUNDAI	TRUMPCHI	VOLVO
OPEL	ISUZU (Japan)	KIA
LEXUS	Rolls Royce	INFINITI
HOLDEN	GM	ABARTH
NISSAN	RENAULT	ROVER
SEAT	SKODA	ACURA
AUDI	USA FORD	

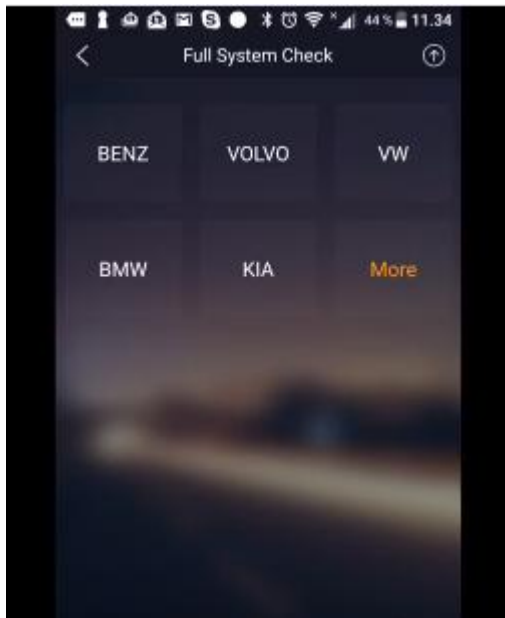
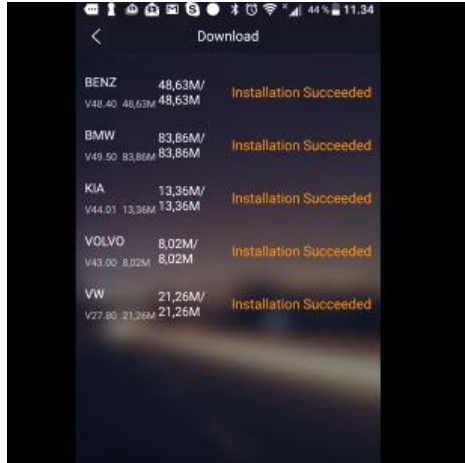
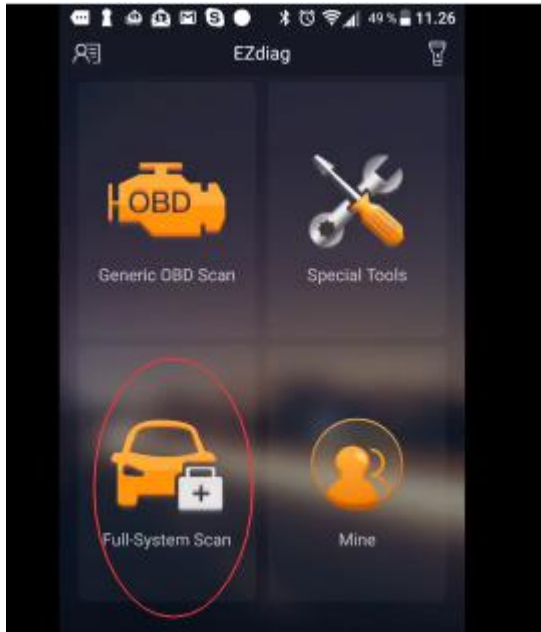
2.Special function Software Brand List:

RESET SAS, RESET BMS, RESET BLEED, RESET BRAKE, RESET DPF, RESET ETS,
 RESET GEAR, RESET IMMO, RESET INJEC, RESET OIL, RESET TPMS



Step 5 : Select and Download the software directly.





Step 6: You had been successful to register and download the software for your [LAUNCH ICARSCAN](#) . Now you can test your car directly!

If you have problem to register or login in your account, please contact our sales via email < sale@cnautotool.com >